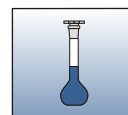
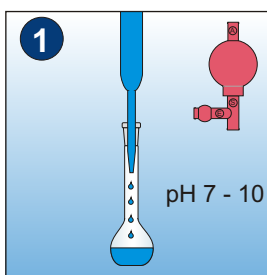


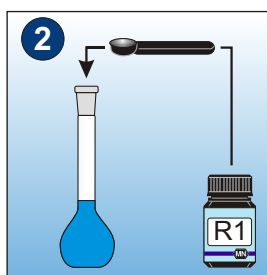
Sulfide / Sulfure / Sulfuro



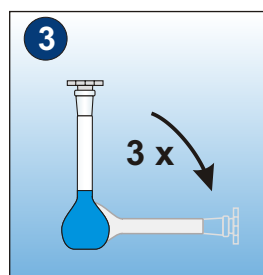
Cat. No.	Cuvette	Measurement range	Method	Wavelength
918 88	10 mm	0.1 - 3.0 mg/l S ²⁻	(1) 881	620 nm
	50 mm	0.01 - 0.60 mg/l S ²⁻		



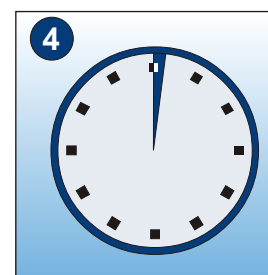
1
 20 ml sample
 échantillon
 muestra



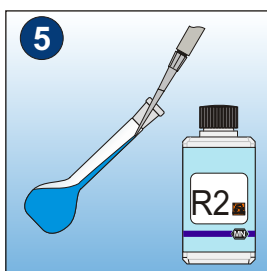
2 1 R1



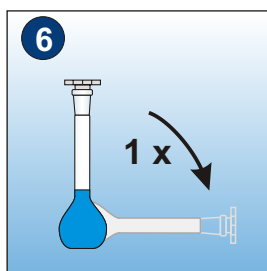
3
 shake gently
 secouer légèrement
 mezclar volteándolo



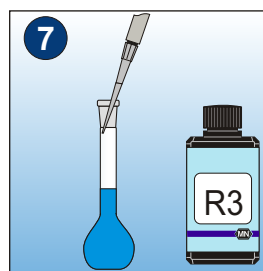
4
 1'00 min



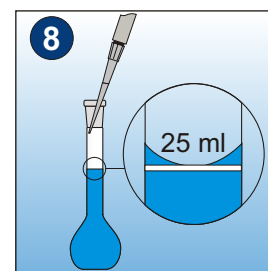
5
 1.0 ml R2 sublayer
 XXX
 XXX



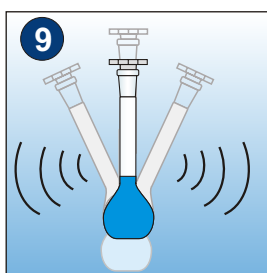
6
 shake gently
 secouer légèrement
 mezclar volteándolo



7
 1.0 ml R3



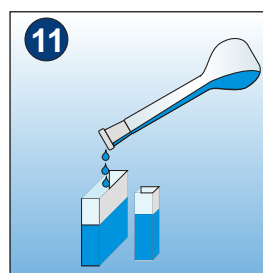
8
 fill up with dist. water
 emplir avec l'eau dist.
 llenar con agua dest.



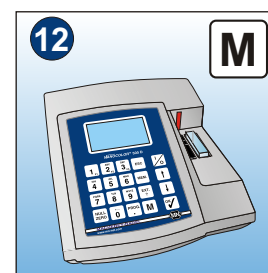
9
 mix
 mélanger
 mezclar



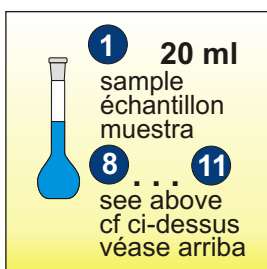
10
 5'00 min



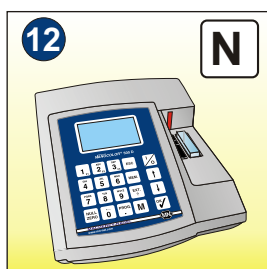
11
 rinse and fill
 rincer et emplir
 lavar y llenar



12
 measurement
 mesure
 medición



blank value
 zéro
 cero



blank measurement
 zéro mesure
 cero medición